

APPLIED PHYSICS

Quantum interference of topological states of light

Jean-Luc Tambasco¹, Giacomo Corrielli^{2,3}, Robert J. Chapman¹, Andrea Crespi^{2,3}, Oded Zilberberg⁴, Roberto Osellame^{2,3}, Alberto Peruzzo^{1*}

Topological insulators are materials that have a gapped bulk energy spectrum but contain protected in-gap states appearing at their surface. These states exhibit remarkable properties such as unidirectional propagation and robustness to noise that offer an opportunity to improve the performance and scalability of quantum technologies. For quantum applications, it is essential that the topological states are indistinguishable. We report high-visibility quantum interference of single-photon topological states in an integrated photonic circuit. Two topological boundary states, initially at opposite edges of a coupled waveguide array, are brought into proximity, where they interfere and undergo a beamsplitter operation. We observe Hong-Ou-Mandel interference with $93.1 \pm 2.8\%$ visibility, a hallmark nonclassical effect that is at the heart of linear optics-based quantum computation. Our work shows that it is feasible to generate and control highly indistinguishable single-photon topological states, opening pathways to enhanced photonic quantum technology with topological properties, and to study quantum effects in topological materials.

INTRODUCTION

Research into solid-state physics has led to the discovery of a new phase of matter, the topological insulator, a class of materials that insulates in the bulk but conducts on the surface (1, 2). This has inspired the design of new topological systems with unique band structures and protected boundary states in various effective dimensions. In particular, one-dimensional (1D) topological superconductors have recently received great attention due to their topological boundary state, namely, Majorana zero modes that can be harnessed for topological quantum computing (3).

Since the discovery of topological phases of matter, a wealth of pioneering topological systems have been demonstrated using photonics (4, 5). Topological photonics has the advantage of not requiring strong magnetic fields and features intrinsically high-coherence, room temperature operation and easy manipulation. To date, several topological effects have been observed using integrated photonics including Majorana modes (6), chiral edge modes robust to defects (7–13), optical Weyl points (14–16), 1D and 2D topological pumping, and topological quasi-crystals (17–20), as well as generation and propagation of single photons (21, 22).

Concurrently, photonics has a long-standing goal to implement quantum computation. Quantum interference of single photons at a 50:50 beamsplitter is a key phenomenon in quantum physics and lies at the heart of linear optical quantum computation (23). This phenomenon can be observed via the well-known Hong-Ou-Mandel (HOM) experiment (24), which has been demonstrated in integrated photonic devices, including on-chip beamsplitters (25–27), photonic quantum walks (28, 29), circuits displaying Anderson localization (30), and, recently, in plasmonic devices (31). High-visibility quantum interference relies on the two input photons being totally indistinguishable. To date, quantum interference has not been observed in topological systems.

Here, we report high-visibility quantum interference of two single-photon topological boundary states in a photonic waveguide array.

¹Quantum Photonics Laboratory and Centre for Quantum Computation and Communication Technology, School of Engineering, RMIT University, Melbourne, Victoria 3000, Australia. ²Istituto di Fotonica e Nanotecnologie, Consiglio Nazionale delle Ricerche, Piazza Leonardo da Vinci 32, Milano I-20133, Italy. ³Dipartimento di Fisica, Politecnico di Milano, Piazza Leonardo da Vinci 32, Milano I-20133, Italy. ⁴Institute for Theoretical Physics, ETH Zurich, 8093 Zurich, Switzerland.

*Corresponding author. Email: alberto.peruzzo@gmail.com

Copyright © 2018
The Authors, some
rights reserved;
exclusive licensee
American Association
for the Advancement
of Science. No claim to
original U.S. Government
Works. Distributed
under a Creative
Commons Attribution
NonCommercial
License 4.0 (CC BY-NC).

We engineered a time-varying Hamiltonian, controlling the band structure of the device and the spatial isolation of the topological states to implement a 50:50 beamsplitter. Using this “topological beamsplitter” (TBS), we measured HOM interference with $93.1 \pm 2.8\%$ visibility, demonstrating nonclassical behavior of topological states.

RESULTS

Our device implements the off-diagonal Harper model, which describes a 1D lattice that exhibits topological boundary states (17, 32, 33). The time-varying Hamiltonian of this model is given as

$$\hat{H}(t) = \sum_{n=1}^{N-1} \kappa_n(t) (\hat{a}_n \hat{a}_{n+1}^\dagger + \hat{a}_n^\dagger \hat{a}_{n+1}) \quad (1)$$

where \hat{a}_n and \hat{a}_n^\dagger are annihilation and creation operators acting on lattice site n . $\kappa_n(t)$ is the coupling strength at time t between site n and site $n + 1$. In the off-diagonal Harper model, the coupling strengths follow the periodic function

$$\kappa_n(t) = \kappa_0 [1 + \Lambda(t) \cos(2\pi \bar{b}n + \phi(t))] \quad (2)$$

where κ_0 is the nominal coupling coefficient between two adjacent lattice sites, \bar{b} controls the periodicity of the lattice, $\Lambda(t)$ controls the size of the spectral gaps and correspondingly defines the confinement of the boundary state at time t , and $\phi(t)$ is a time-varying phase. By carefully choosing the value of \bar{b} , gaps appear in the energy spectrum of the system that allow topological pumping by adiabatically varying $\phi(t)$ (17). Carefully choosing $\phi(t)$ ensures the appearance of topological boundary modes on the edges of the array. Both $\phi(t)$ (17) and $\Lambda(t)$ can be used to manipulate the boundary states. Here, we vary $\Lambda(t)$ to confine, delocalize, and interfere the boundary states; this procedure is reminiscent of changing the length of a topological superconductor and interfering its Majorana modes (3).

An array of coupled waveguides in the nearest neighbor approximation implements the same tight-binding Hamiltonian as Eq. 1, where the waveguide separation controls the coupling strength. We experimentally characterized the relationship between the waveguide separation and the coupling strength $\kappa_n(t)$ (see Materials and Methods for details), which enabled us to design an array with the desired

Hamiltonian. Because we vary the κ_n terms along the length of the array, we make the transformation from a time-varying to a distance-varying Hamiltonian with the relationship $z = \frac{ct}{n}$, where z is the position, c is the speed of light, and n is the waveguide effective refractive index.

Initially, two photonic states are localized at the edges of the array; they are spectrally and spatially isolated from the bulk modes, start with the same energy, and are spatially isolated from one another. Interference can occur when these states are adiabatically delocalized from the edges to the bulk of the lattice by reducing the bulk gap size.

We designed two devices, each consisting of 10 waveguides with symmetric coupling strengths $\{\kappa_1, \kappa_2, \kappa_3, \kappa_4, c, \kappa_4, \kappa_3, \kappa_2, \kappa_1\}$ and $b = 2/3$. The first device has fixed $\Lambda(z) = 0.6$ to demonstrate and confirm the confinement of the topological boundary states, as illustrated in Fig. 1A. In the second device, illustrated in Fig. 1B, we vary $\Lambda(z)$ from $\Lambda(0) = 0.6$ to $\Lambda(L/2) = 0.1$, where L is the total length of the array. This reduces the localization of the two boundary modes, causing them to interfere. By tuning the central coupling coefficient (c), a 50:50 beamsplitter is realized before relocalizing the states to the sides of the device, where $\Lambda(L) = 0.6$. For both devices, waveguides 1 to 5 (and due to symmetry, 10 to 6) have five photonic supermodes (eigenstates), which are shown in Fig. 1C.

Exciting the boundary states of each array requires injecting into the mode labeled B in Fig. 1C. As shown in Fig. 1 (A and B), we achieved this by extending the two edge waveguides to the input facet of the chip (see section S1 for details). To model the bulk-band spectrum of the photonic supermodes in Fig. 1C, we calculated the eigenvalues of both devices, shown in Fig. 1 (D and E), along the length of the array. The approximate bulk energy bands are shaded in blue, and the eigenvalues corresponding to the boundary states are plotted in red (labeled B and D). As the Hamiltonian is implemented on a photonic platform, each eigenvalue is proportional to the effective refractive index of the corresponding photonic supermode (34). If eigenvalues are similar in magnitude, then the corresponding eigenstates

will scatter between modes; however, eigenstates between the energy bands are resilient to scattering.

Our devices were fabricated using the direct-write technique (35, 36), as it enables high-precision control of the waveguide coupling coefficients. We implement the direct-write technique by translating a borosilicate chip while focusing a femtosecond laser into the bulk (see Methods and Materials for more details on the chip fabrication).

We characterized each device using laser light at 808 nm, to match the wavelength of our single-photon source, and measured the output with a charge-coupled device (CCD) camera. We calculated the fidelity between the measured output distribution across the whole array and the simulated result as $F = \sum_i \sqrt{P_i^S P_i^M}$, where P_i^S (P_i^M) is the simulated (measured) intensity of light at the output of waveguide i after normalization. The intensity distribution is equivalent to the output single-photon probability distribution. Here, the simulation is based on the physical parameters of our device. We note that depicting the boundary-state supermodes (labeled B and D in Fig. 1C) as being confined to two waveguides is an approximation and, in a real device, they exponentially decay beyond the edge waveguides—this phenomenon is inherent to any bound mode in a spectral gap.

Figure 2A shows the measured output intensity and simulation results for the stationary topological boundary state when injecting into the left even-mode eigenstate, and the fidelity is $F = 97.1\%$. Figure 2B shows the results for the TBS. We measured fidelity for the left and right inputs of $F = 96.3$ and 97.8% , respectively. These fidelities are very high and are mainly limited by fabrication imperfections.

In the quantum interference experiment, we used a coupling setup to collect photons from the outer waveguides (1, 2, 9, 10). When selecting only these waveguides, we calculated the reflectivity of the TBS to be 49.9% (50.7%) for the left (right) input, which is very close to 50%—a requirement for high-visibility quantum interference.

Figure 3A shows our setup for measuring HOM interference. We generated pairs of photons using a free-space spontaneous parametric

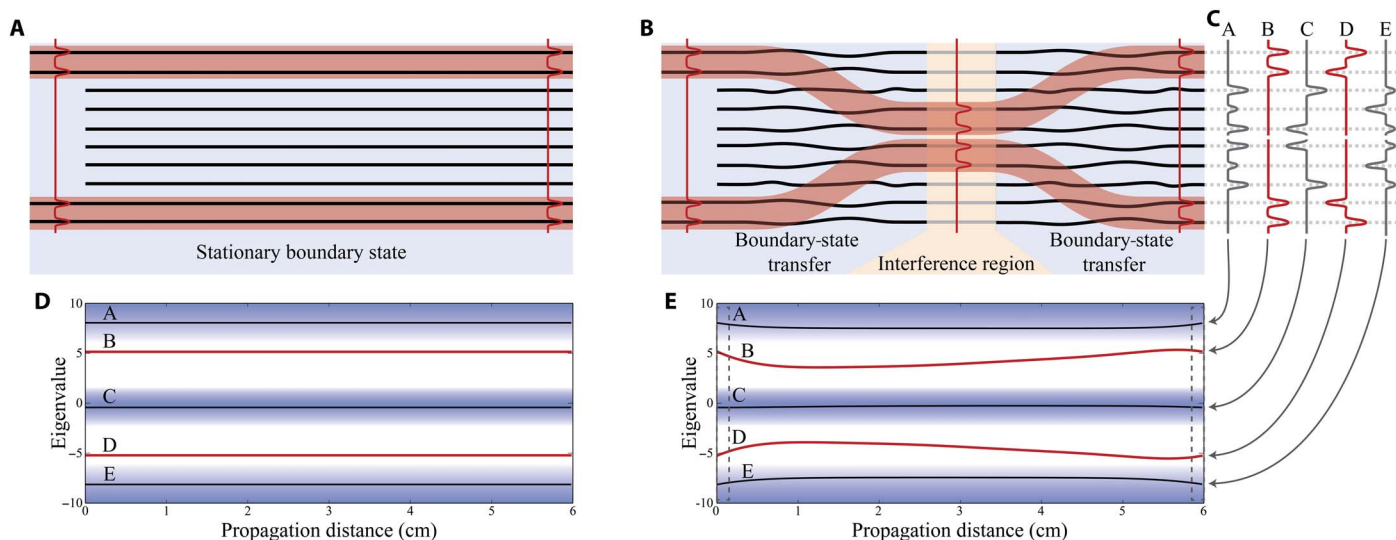


Fig. 1. Photonic boundary-state beamsplitter. (A) Illustrative representation of a waveguide array implementing stationary topological boundary states (red shaded regions) that propagate at the edges of the device. We used this device to confirm that the boundary state is preserved during the propagation inside the array. (B) Illustrative representation of a waveguide array implementing a TBS that interferes two topologically boundary states. (C) Photonic supermodes (eigenvectors) of the arrays at the start and end of the both devices. (D and E) Band structure (eigenenergies) along the length of the arrays (A and B). The topological bands (B and D) are highlighted in red, and the bulk bands (A, C, and E) are shaded in blue.

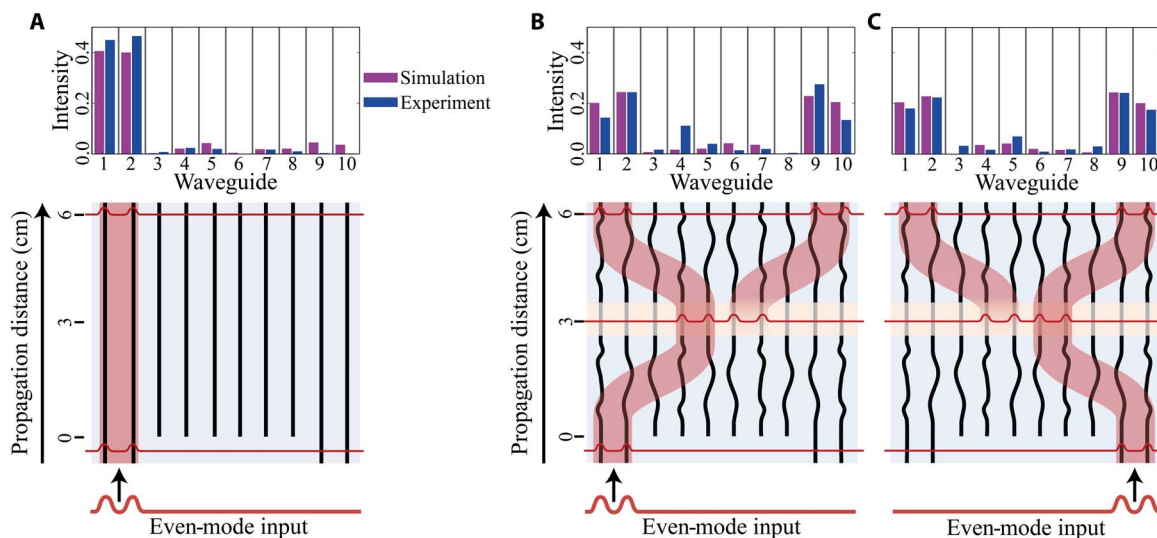


Fig. 2. Characterization of the stationary boundary-state device and the TBS. We characterized the output of the chip using laser light and a CCD camera. **(A)** The normalized output intensity distribution of the stationary boundary state. **(B and C)** The normalized output intensity distribution of the TBS with injection into the left and right inputs, respectively.

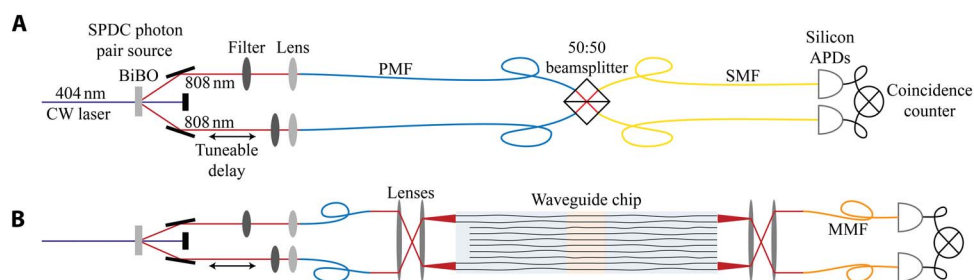


Fig. 3. Experimental setup for interfering topological boundary states. **(A)** Setup to characterize the indistinguishability of the photon pairs generated from a SPDC source. The photons are interfered in a 50:50 beamsplitter via PMF. The output of the beamsplitter is pigtailed with single-mode fiber (SMF) connected to single-photon avalanche photodiodes (APDs). We measured coincidence counts between the two detectors with a timing card. CW, continuous wave; BiBO, bismuth triborate. **(B)** To perform the indistinguishability measurements of single photon topologically protected states, we replaced the pigtailed beamsplitter in **(A)** with the TBS device. We used PMF, multimode fibers (MMFs), and free-space lenses to couple photons to the device.

down conversion (SPDC) source before coupling into two polarization-maintaining optical fibers (PMFs). We inserted narrow-band filters to ensure that the photon wavelengths are matched and one fiber is positioned on a translation stage to enable a tunable delay (see section S2 for full details on the photon pair source). We measure the visibility of the interference by controlling the distinguishability of the photons with the tunable delay.

We first injected single photon pairs into a commercially available fiber-coupled 50:50 beamsplitter (FBS) with PMF for the input, ensuring that the photons have the same polarization when they interfere. The output fibers are coupled to APDs that emit an electrical pulse when a photon is detected. We performed coincidence measurements of the APD signals with a timing card. We measured the HOM dip, shown in Fig. 4A, with visibility $V_{\text{FBS}} = 94.5 \pm 0.5\%$. We calculated error bars on the plot using Poissonian statistics (see section S3 for HOM dip error calculation). We detected and subtracted accidental coincidences due to stray ambient light and dark counts from the signal by applying an electronic time delay to one detector. As the beamsplitter reflectivity is close to ideal ($r = 49.0 \pm 0.1\%$), the visibility

is limited predominately by the spectral distinguishability of the generated photon pairs.

We then replaced the 50:50 FBS with our waveguide chip, as shown in Fig. 3B. We injected single photons simultaneously into both boundary states of the TBS and varied the delay such that we could perfectly match the arrival times. We measured the HOM dip, shown in Fig. 4B, with a visibility of $V_{\text{TBS}} = 93.1 \pm 2.8\%$; this gives a relative visibility $V_{\text{relative}} = \frac{V_{\text{TBS}}}{V_{\text{FBS}}}$ of $98.5 \pm 3.5\%$, confirming that the quantum interference of topological boundary states in our device is close to ideal. The measurement noise for the TBS chip is increased due to coupling losses, leading to a significantly lower count rate and, consequently, a decreased signal-to-noise ratio.

DISCUSSION

Here, we have demonstrated that single photons localized to topological boundary states can undergo high-visibility quantum interference. To this aim, we used a laser-written photonic circuit that represents one of the most complex examples of a continuous waveguide array

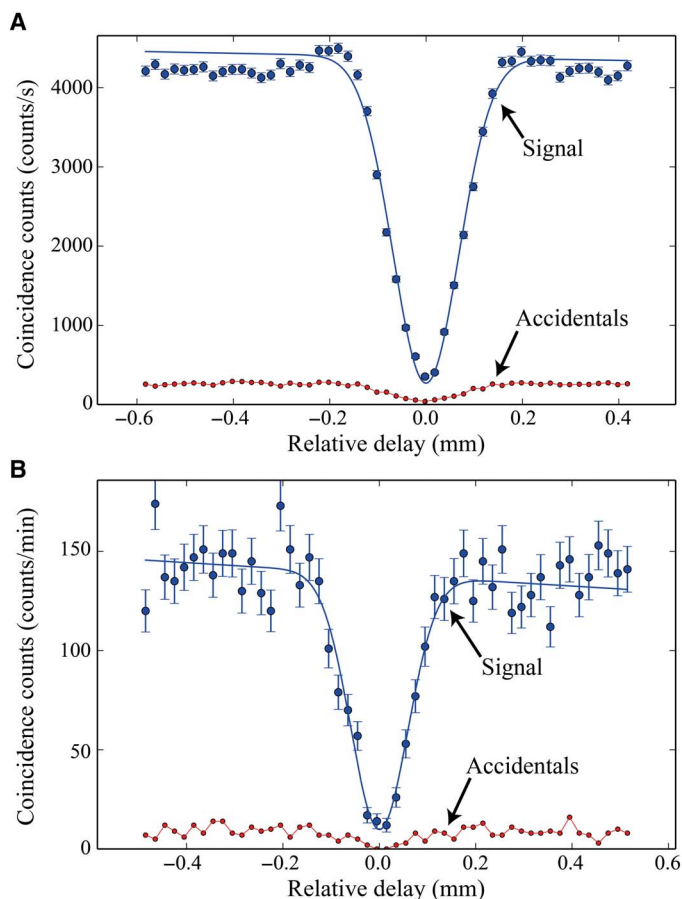


Fig. 4. Measurements of indistinguishability. (A) HOM interference of single photons using a commercially available fiber pigtailed 50:50 beamsplitter with a visibility of $94.5 \pm 0.5\%$. (B) HOM interference on the TBS with a visibility of $93.1 \pm 2.8\%$. The error bars shown are based on Poisson statistics.

with engineered coupling coefficients varying along the propagation direction. This technology enables future studies of quantum effects in topological materials that are challenging or impossible to probe due to, for example, large magnetic field requirements or excessive noise (2). Moreover, the TBS could be extended to other topological models [such as the Su, Schrieffer, and Heeger model of a 1D dimer chain (37)]. We anticipate that the TBS presented in this work will combine with other leading work in topological photonics (8, 22) to help solve challenges currently faced in quantum photonics, including pump filtering for photon generation and robust photon transport.

MATERIALS AND METHODS

Device design and simulation

The relationship between waveguide separation and coupling coefficient is characterized with a test chip containing varying spaced waveguides. This relationship follows an exponential decay $\kappa = ae^{-bd}$, where $a = 115 \text{ cm}^{-1}$ and $b = 0.36 \mu\text{m}^{-1}$ are experimentally measured constants and d is the separation between the waveguides. We can invert this function to find the waveguide separation necessary to achieve the desired coupling coefficients in Eq. 2. These $\kappa_n(z)$ coupling coefficients control the transfer of the topological boundary state from the sides of the array to the center.

We numerically optimized the coupling coefficient c in Eq. 1 such that the boundary states couple with 50% probability. This implements a 50:50 beamsplitter operation. Finally, the waveguide separations were adjusted to transfer the boundary states back to the sides of the array.

Device fabrication

We used the femtosecond direct-write technique for fabricating waveguides in borosilicate glass (35, 36). Our SPDC source generates photons close to the 808-nm wavelength, and we fabricated waveguides that are single mode at this wavelength. The waveguides were fabricated by focusing a femtosecond-pulsed laser with a repetition rate of 1 MHz and energy of 220 nJ per pulse in the bulk of a borosilicate substrate (Eagle2000, Corning) by means of a 50 \times microscope objective (numerical aperture, 0.6). Waveguides were patterned by translating the sample at the constant speed of 40 mm/s. The resulting waveguides exhibit relatively low propagation losses (0.5 dB/cm) and a slightly elliptical guided mode, with an average diameter of $\sim 8 \mu\text{m}$.

The separation between neighboring waveguides controls the rate of coupling. There is, inevitably, coupling between next-nearest-neighbor waveguides; however, the coupling decays exponentially with distance, and hence, we can approximate to a nearest-neighbor model.

SUPPLEMENTARY MATERIALS

Supplementary material for this article is available at <http://advances.sciencemag.org/cgi/content/full/4/9/eaat3187/DC1>

Section S1. Experimental setup

Section S2. SPDC source

Section S3. HOM dip

Fig. S1. Ray tracing simulation of the coupling setup.

REFERENCES AND NOTES

1. M. Z. Hasan, C. L. Kane, *Colloquium: Topological insulators*. *Rev. Mod. Phys.* **82**, 3045–3067 (2010).
2. X.-L. Qi, S.-C. Zhang, *Topological insulators and superconductors*. *Rev. Mod. Phys.* **83**, 1057–1110 (2011).
3. R. M. Lutchyn, E. P. A. M. Bakkers, L. P. Kouwenhoven, P. Krogstrup, C. M. Marcus, Y. Oreg, Majorana zero modes in superconductor–semiconductor heterostructures. *Nat. Rev. Mater.* **3**, 52–68 (2018).
4. L. Lu, J. D. Joannopoulos, M. Soljačić, *Topological photonics*. *Nat. Photonics* **8**, 821–829 (2014).
5. T. Ozawa, H. M. Price, A. Amo, N. Goldman, M. Hafezi, L. Lu, M. Rechtsman, D. Schuster, J. Simon, O. Zilberberg, I. Carusotto, *Topological photonics*. arXiv:1802.04173 (2018).
6. J.-S. Xu, K. Sun, Y.-J. Han, C.-F. Li, J. K. Pachos, G.-C. Guo, *Simulating the exchange of Majorana zero modes with a photonic system*. *Nat. Commun.* **7**, 13194 (2016).
7. Z. Wang, Y. Chong, J. D. Joannopoulos, M. Soljačić, *Observation of unidirectional backscattering-immune topological electromagnetic states*. *Nature* **461**, 772–775 (2009).
8. M. Hafezi, E. A. Demler, M. D. Lukin, J. M. Taylor, *Robust optical delay lines with topological protection*. *Nat. Phys.* **7**, 907–912 (2011).
9. M. C. Rechtsman, J. M. Zeuner, Y. Plotnik, Y. Lumer, D. Podolsky, F. Dreisow, S. Nolte, M. Segev, A. Szameit, *Photonic Floquet topological insulators*. *Nature* **496**, 196–200 (2013).
10. M. Hafezi, S. Mittal, J. Fan, A. Migdall, J. M. Taylor, *Imaging topological edge states in silicon photonics*. *Nat. Photonics* **7**, 1001–1005 (2013).
11. A. Blanco-Redondo, I. Andonegui, M. J. Collins, G. Harari, Y. Lumer, M. C. Rechtsman, B. J. Eggleton, M. Segev, *Topological optical waveguiding in silicon and the transition between topological and trivial defect states*. *Phys. Rev. Lett.* **116**, 163901 (2016).
12. S. Mittal, S. Ganeshan, J. Fan, A. Vaezi, M. Hafezi, *Measurement of topological invariants in a 2D photonic system*. *Nat. Photonics* **10**, 180–183 (2016).
13. L. Xiao, X. Zhan, Z. H. Bian, K. K. Wang, X. Zhang, X. P. Wang, J. Li, K. Mochizuki, D. Kim, N. Kawakami, W. Yi, H. Obuse, B. C. Sanders, P. Xue, *Observation of topological edge states in parity–time–symmetric quantum walks*. *Nat. Phys.* **13**, 1117–1123 (2017).
14. W.-J. Chen, M. Xiao, C. T. Chan, *Photonic crystals possessing multiple Weyl points and the experimental observation of robust surface states*. *Nat. Commun.* **7**, 13038 (2016).

15. J. Noh, S. Huang, D. Leykam, Y. D. Chong, K. P. Chen, M. C. Rechtsman, Experimental observation of optical Weyl points and Fermi arc-like surface states. *Nat. Phys.* **13**, 611–617 (2017).
16. F. Li, X. Huang, J. Lu, J. Ma, Z. Liu, Weyl points and Fermi arcs in a chiral phononic crystal. *Nat. Phys.* **14**, 30–34 (2018).
17. Y. E. Kraus, Y. Lahini, Z. Ringel, M. Verbin, O. Zilberberg, Topological states and adiabatic pumping in quasicrystals. *Phys. Rev. Lett.* **109**, 106402 (2012).
18. M. Verbin, O. Zilberberg, Y. Lahini, Y. E. Kraus, Y. Silberberg, Topological pumping over a photonic Fibonacci quasicrystal. *Phys. Rev. B* **91**, 064201 (2015).
19. M. Verbin, O. Zilberberg, Y. E. Kraus, Y. Lahini, Y. Silberberg, Observation of topological phase transitions in photonic quasicrystals. *Phys. Rev. Lett.* **110**, 076403 (2013).
20. O. Zilberberg, S. Huang, J. Guglielmon, M. Wang, K. P. Chen, Y. E. Kraus, M. C. Rechtsman, Photonic topological boundary pumping as a probe of 4D quantum Hall physics. *Nature* **553**, 59–62 (2017).
21. A. Blanco-Redondo, B. Bell, M. Segev, B. J. Eggleton, Photonic quantum walks with symmetry protected topological phases. *AIP Conf. Proc.* **1874**, 020001 (2017).
22. S. Mittal, M. Hafezi, Topologically robust generation of correlated photon pairs. arXiv:1709.09984 (2017).
23. J. L. O'Brien, A. Furusawa, J. Vučković, Photonic quantum technologies. *Nat. Photonics* **3**, 687–695 (2009).
24. C. K. Hong, Z. Y. Ou, L. Mandel, Measurement of subpicosecond time intervals between two photons by interference. *Phys. Rev. Lett.* **59**, 2044–2046 (1987).
25. A. Politi, M. J. Cryan, J. G. Rarity, S. Yu, J. L. O'Brien, Silica-on-silicon waveguide quantum circuits. *Science* **320**, 646–649 (2008).
26. A. Laing, A. Peruzzo, A. Politi, M. R. Verde, M. Halder, T. C. Ralph, M. G. Thompson, J. L. O'Brien, High-fidelity operation of quantum photonic circuits. *Appl. Phys. Lett.* **97**, 211109 (2010).
27. A. Peruzzo, A. Laing, A. Politi, T. Rudolph, J. L. O'Brien, Multimode quantum interference of photons in multiport integrated devices. *Nat. Commun.* **2**, 224 (2011).
28. A. Peruzzo, M. Lobino, J. C. F. Matthews, N. Matsuda, A. Politi, K. Poulios, X.-Q. Zhou, Y. Lahini, N. Ismail, K. Wörhoff, Y. Bromberg, Y. Silberberg, M. G. Thompson, Jeremy L. O'Brien, Quantum walks of correlated photons. *Science* **329**, 1500–1503 (2010).
29. L. Sansoni, F. Sciarrino, G. Vallone, P. Mataloni, A. Crespi, R. Ramponi, R. Osellame, Two-particle bosonic-fermionic quantum walk via integrated photonics. *Phys. Rev. Lett.* **108**, 010502 (2012).
30. A. Crespi, R. Osellame, R. Ramponi, V. Giovannetti, R. Fazio, L. Sansoni, F. D. Nicola, F. Sciarrino, P. Mataloni, Anderson localization of entangled photons in an integrated quantum walk. *Nat. Photonics* **7**, 322–328 (2013).
31. R. W. Heeres, L. P. Kouwenhoven, V. Zwiller, Quantum interference in plasmonic circuits. *Nat. Nanotechnol.* **8**, 719–722 (2013).
32. P. G. Harper, Single band motion of conduction electrons in a uniform magnetic field. *Proc. Phys. Soc.* **68**, 874 (1955).
33. Y. E. Kraus, O. Zilberberg, Topological equivalence between the Fibonacci quasicrystal and the Harper model. *Phys. Rev. Lett.* **109**, 116404 (2012).
34. W.-P. Huang, Coupled-mode theory for optical waveguides: An overview. *J. Opt. Soc. Am. A* **11**, 963–983 (1994).
35. R. R. Gattass, E. Mazur, Femtosecond laser micromachining in transparent materials. *Nat. Photonics* **2**, 219–225 (2008).
36. G. Della Valle, R. Osellame, P. Laporta, Micromachining of photonic devices by femtosecond laser pulses. *J. Opt.* **11**, 013001 (2009).
37. W. P. Su, J. R. Schrieffer, A. J. Heeger, Solitons in polyacetylene. *Phys. Rev. Lett.* **42**, 1698–1701 (1979).

Acknowledgments

Funding: G.C., A.C., and R.O. acknowledge financial support by the European Research Council Advanced Grant CAPABLE (Composite integrated photonic platform by femtosecond laser micromachining; grant agreement no. 742745) and by the H2020-FETPROACT-2014 Grant QUCHIP (Quantum Simulation on a Photonic Chip; grant agreement no. 641039). O.Z. acknowledges financial support from the Swiss National Science Foundation. A.P. acknowledges support from the Australian Research Council Centre of Excellence for Quantum Computation and Communication Technology (project no. CE170100012), an Australian Research Council Discovery Early Career Researcher Award (project no. DE140101700), and an RMIT University Vice Chancellor's Senior Research Fellowship. **Author contributions:** J.-L.T., O.Z., and A.P. conceived, designed, and analyzed the device. G.C., A.C., and R.O. fabricated the device. J.L.T., R.J.C., and A.P. performed the experiment. All authors discussed the results and contributed to the manuscript. **Competing interests:** The authors declare that they have no competing interests. **Data and materials availability:** All data needed to evaluate the conclusions in the paper are present in the paper and/or the Supplementary Materials. Additional data related to this paper may be requested from the authors.

Submitted 13 February 2018

Accepted 6 August 2018

Published 14 September 2018

10.1126/sciadv.aat3187

Citation: J.-L. Tambasco, G. Corrielli, R. J. Chapman, A. Crespi, O. Zilberberg, R. Osellame, A. Peruzzo, Quantum interference of topological states of light. *Sci. Adv.* **4**, eaat3187 (2018).

Quantum interference of topological states of light

Jean-Luc Tambasco, Giacomo Corrielli, Robert J. Chapman, Andrea Crespi, Oded Zilberberg, Roberto Osellame and Alberto Peruzzo

Sci Adv 4 (9), eaat3187.
DOI: 10.1126/sciadv.aat3187

ARTICLE TOOLS

<http://advances.sciencemag.org/content/4/9/eaat3187>

SUPPLEMENTARY MATERIALS

<http://advances.sciencemag.org/content/suppl/2018/09/10/4.9.eaat3187.DC1>

REFERENCES

This article cites 35 articles, 2 of which you can access for free
<http://advances.sciencemag.org/content/4/9/eaat3187#BIBL>

PERMISSIONS

<http://www.sciencemag.org/help/reprints-and-permissions>

Use of this article is subject to the [Terms of Service](#)

Science Advances (ISSN 2375-2548) is published by the American Association for the Advancement of Science, 1200 New York Avenue NW, Washington, DC 20005. 2017 © The Authors, some rights reserved; exclusive licensee American Association for the Advancement of Science. No claim to original U.S. Government Works. The title *Science Advances* is a registered trademark of AAAS.